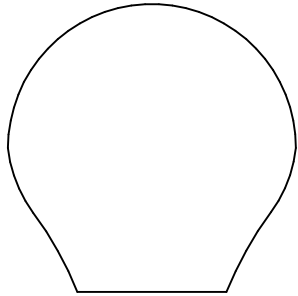
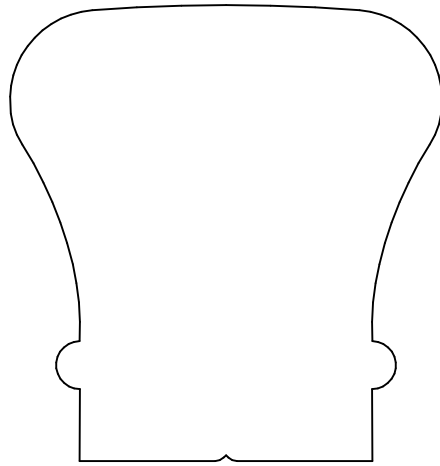


STOCK PROFILE TABLE OF CONTENTS *Handrail*

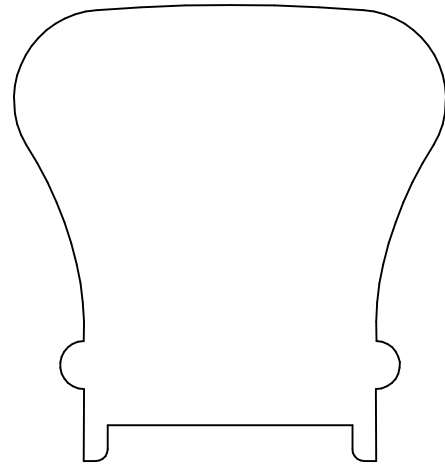
PROFILE	SIZE	PROFILE	SPECIES
KL901	1.500 x 1.500		Red Oak, Poplar
KL 920	2.375 x 2.250		Red Oak, Poplar
KL 920P_KLS 6010P	2.375 x 2.250		Red Oak, Poplar
KL 920B_KLS 6010B	2.375 x 2.250		Red Oak, Poplar
KL 921_KLS 6112	2.375 x 2.250		Red Oak
KL 922_KLS 6109	2.875 x 2.375		Red Oak
KL 923_KLS 6210	2.375 x 2.625		Red Oak, Poplar, Wh. Oak
KL 923P_KLS 6210P	2.375 x 2.625		Red Oak, Poplar
KL 923B_KLS 6210B	2.375 x 2.625		Red Oak, Poplar
KL 924_KLS 6519	3.000 x 2.625		Red Oak, Poplar
KL 924P_KLS 6519P	3.000 x 2.625		Red Oak, Poplar
KL 924B_KLS 6519B	3.000 x 2.625		Red Oak, Poplar
KL 925_KLS 6400	2.250 x 3.030		Red Oak
KL 925P_KLS 6400P	2.250 x 3.030		Red Oak
KL 927P_KLS 6006	1.000 x 3.125		Red Oak, Poplar
KL 928_KLS 6007	.312 x 1.750		Red Oak, Poplar
KL 929P_KLS 6045	.750 x 2.500		Red Oak, Poplar
KL 930_KLS 6050	.375 x 1.230		Red Oak, Poplar
KL 952_KLS 6040	1.625 x 1.750		Red Oak, Poplar, H.Maple
KL 968_KLS 6910	2.375 x 2.625		Red Oak, Poplar
KL 968P_KLS 6910P	2.375 x 2.625		Red Oak, Poplar
KL 968B_KLS 6910B	2.375 x 2.625		Red Oak



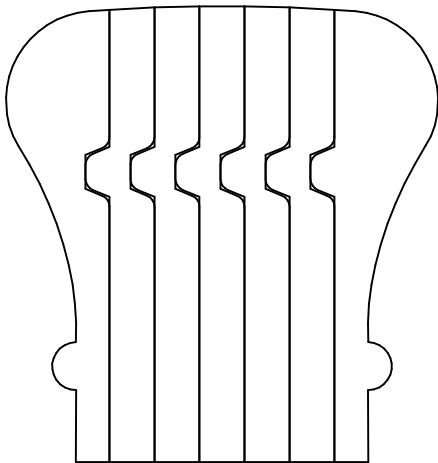
KL901
1.500 x 1.500




KL 920
2.375 x 2.250



KL 920P_KLS 6010P
2.375 x 2.250




KL 920B_KLS 6010B
2.375 x 2.250



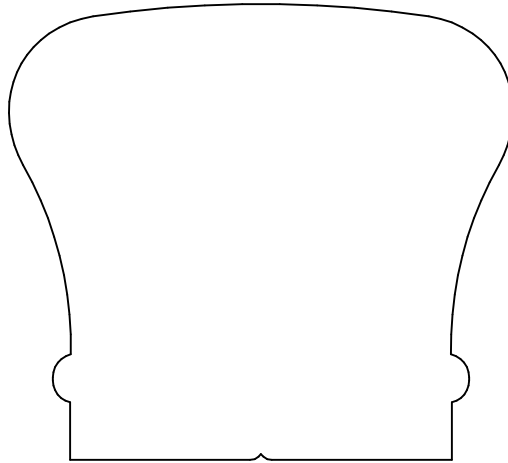
KL 921_KLS 6112
2.375 x 2.250

Handrail

STOCK PROFILES




KL 922_KLS 6109
2.875 x 2.375



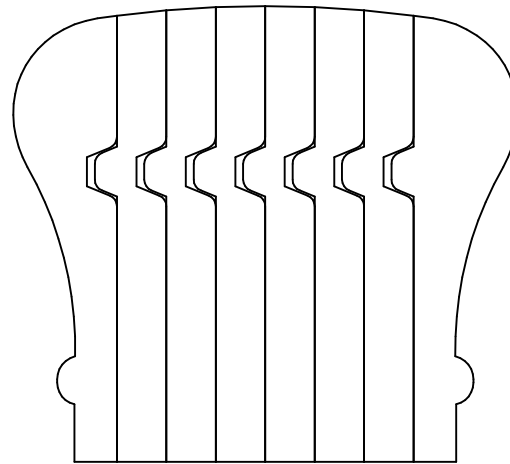
KL 923_KLS 6210
2.375 x 2.625



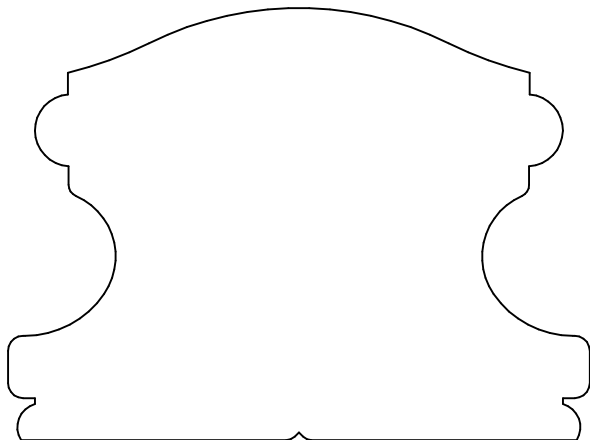
KL 930_KLS 6050
.375 x 1.230



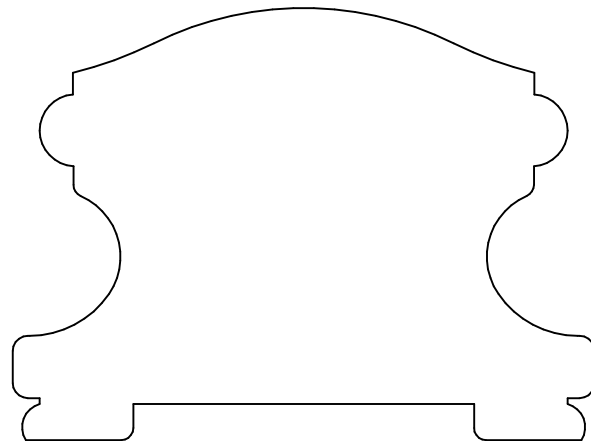
KL 923P_KLS 6210P
2.375 x 2.625




KL 923B_KLS 6210B
2.375 x 2.625




KL 925_KLS 6400
2.250 x 3.030



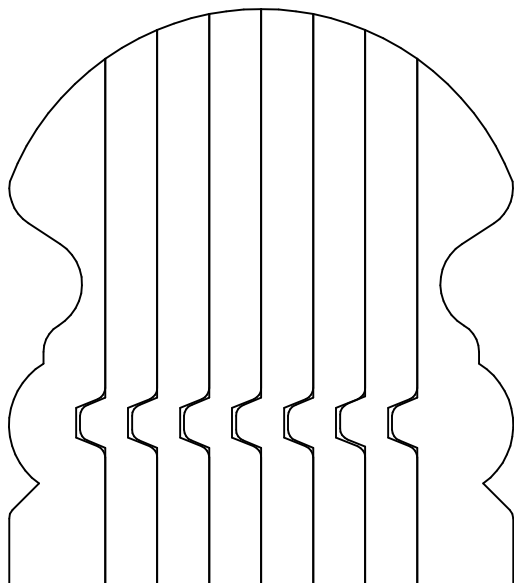
KL 925P_KLS 6400P
2.250 x 3.030




KL 924_KLS 6519
3.000 x 2.625




KL 924P_KLS 6519P
3.000 x 2.625




KL 924B_KLS 6519B
3.000 x 2.625




KL 927P_KLS 6006
1.000 x 3.125



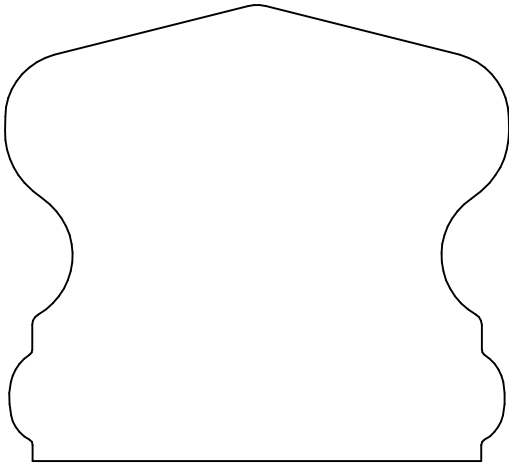
KL 928_KLS 6007
.312 x 1.750



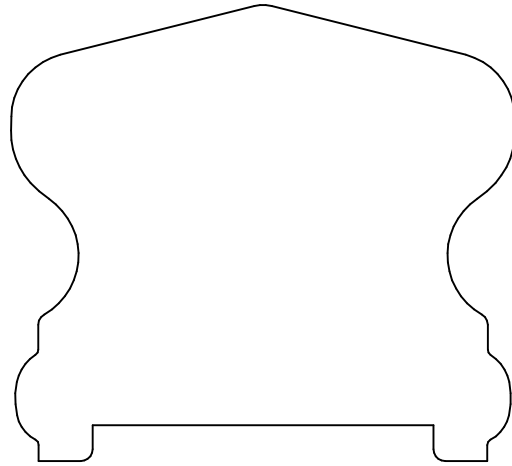
KL 952_KLS 6040
1.625 x 1.750



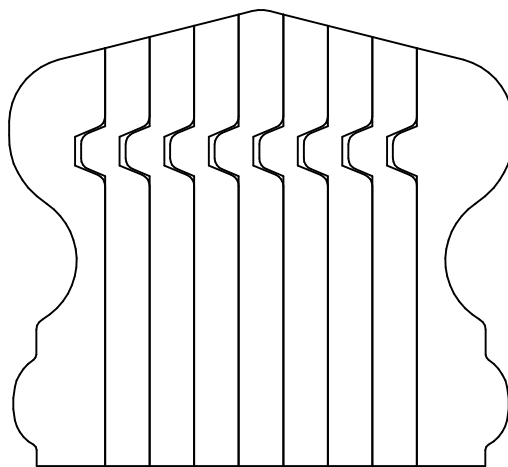
KL 929P_KLS 6045
.750 x 2.500



KL 968_KLS 6910
2.375 x 2.625



KL 968P_KLS 6910P
2.375 x 2.625



KL 968B_KLS 6910B
2.375 x 2.625